

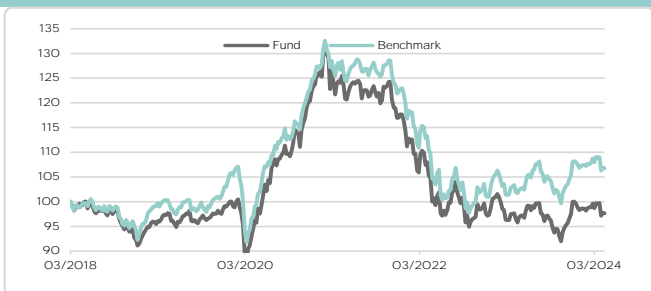
The objective of the Schelcher Convertibles Global World sub-fund is to yield a return over the recommended investment horizon that exceeds that of its performance indicator, Refinitiv Global Focus Hedged (EUR). The Fund's sensitivity to interest rate products is between -2 and 8.

FUND PERFORMANCE

Performance			
Cumulative	Fund	Benchmark	Difference
1 month	-2.41%	-2.50%	0.09%
Year to date	-2.42%	-1.79%	-0.63%
1 year	1.52%	4.55%	-3.02%
3 years	-21.71%	-16.39%	-5.32%
5 years	-0.07%	6.38%	-6.46%
10 years			
Annualized	Fund	Benchmark	Difference
3 years	-7.83%	-5.79%	-2.04%
5 years	-0.01%	1.25%	-1.26%
10 years			
Yearly	Fund	Benchmark	Difference
2023	2.99%	7.64%	-4.65%
2022	-17.62%	-17.84%	0.22%
2021	-4.57%	-1.81%	-2.76%
2020	24.85%	21.49%	3.36%
2019	8.10%	10.11%	-2.01%

Past performance is not a reliable indicator of future returns.

Performance chart



FINANCIAL INDICATORS

Key statistics			
Risk Analysis	1 year	3 years	5 years
Fund Volatility	7.0%	9.4%	10.1%
Benchmark Volatility	6.9%	9.1%	9.2%
Fund Sharpe Ratio	-0.33	-0.98	-0.07
Information Ratio	-2.32	-0.77	-0.36
Tracking Error	1.3%	2.4%	3.7%
Technical Data		Fund	Benchmark
Modified Duration		1.9	1.6
Credit Sensitivity		2.3	2.4
Equity Sensitivity		43%	39%
Average Maturity (years)		3.3	3.2
Yield-to-Maturity		-0.7%	0.3%
Average Rating		BB+	BB+

EXTRA FINANCIAL DATA

Main extrafinancial data		
Indicator	Fund	Universe
SFDR Classification	Art. 6	
Sustainability Risk	21.7	21.9

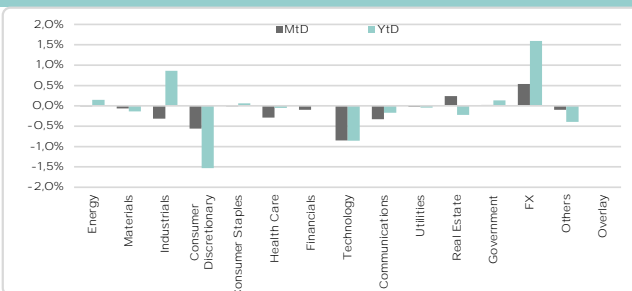
What happened on the financial markets

Over the month, global convertibles posted a performance of -2.50% vs. -2.8% for global equities (MSCI World (EUR)).

The primary market was very quiet, with just one issue in the US (Vertex, USD300m), and 4 in Europe for a total of €800m.

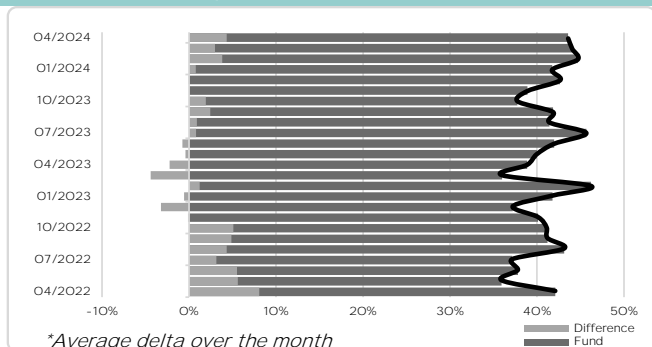
Pierre et Vacances, Total and Boasideng contributed positively to performance, Rivian, Microstrategy and Uber negatively.

Performance attribution



FUND EXPOSURE

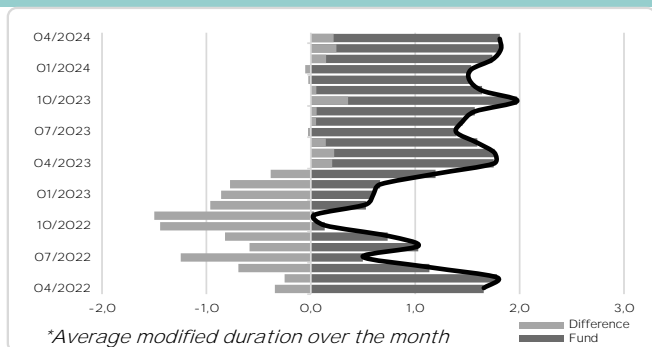
Historical equity delta*



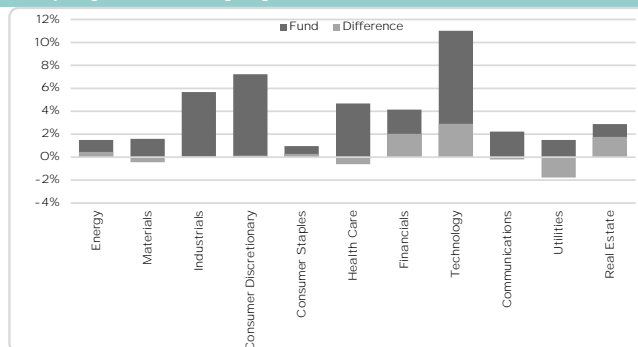
Largest exposure (by sensitivity)

<i>Over-weighted</i>	TOTALENERGIES SE
	Davide Campari-Milano SpA
	Akamai Technologies Inc
	Prysmian SpA
<i>Under-weighted</i>	Schneider Electric SE
	Norwegian Cruise Line Holdings
Credit	
<i>Over-weighted</i>	CELLNEX TELECOM SA
	DAVIDE CAMPARI-MILANO SP
	AKAMAI TECHNOLOGIES INC
	LIVE NATION ENTERTAINMEN
<i>Under-weighted</i>	DAIWA HOUSE IND CO LTD
	Kansai Paint Co Ltd

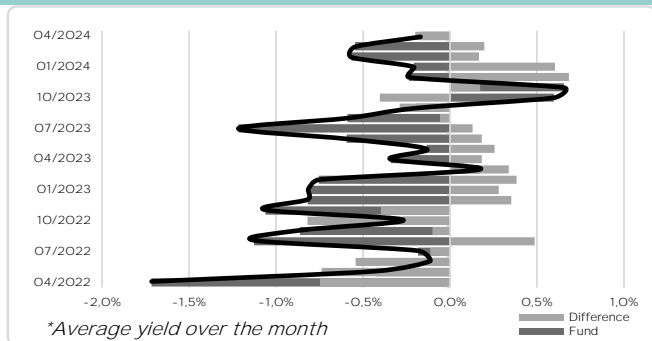
Historical modified duration*



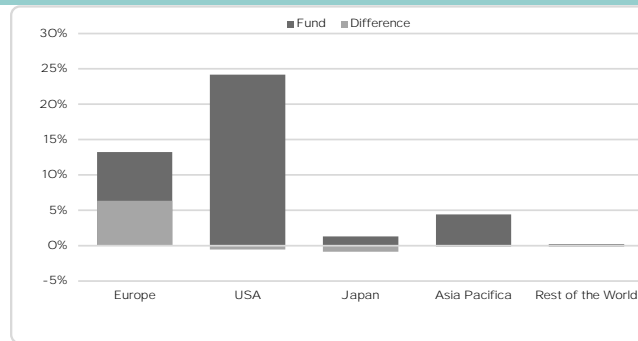
Equity sensitivity by sector



Historical yield-to-maturity*



Equity sensitivity by geographical area



Share class characteristics

AMF CLASSIFICATION

None

INCEPTION DATE

Class : 19 March 2018 / Fund : 30 December 2011

CUSTODIAN / FUND ADMINISTRATION

CACEIS BANK France / CACEIS Fund Administration


ISIN

Class D: FROO13279601 Class I: FROO11158179

Class P: FROO11167402 Class U: FROO13279619

Class Z: FROO13318805

RISK PROFILE (SRI)



SUBSCRIPTION / REDEMPTION

Daily 11:00 (Paris time)

SETTLEMENT

D+2 business days

MAXIMUM FEES

Management fees: 1% Max

Performance fees: 15% above Refinitiv Global Focus Hedged CB EUR

LEGAL STRUCTURE

Sub-fund of the SICAV Schelcher Prince Investissements

RECOMMENDED INVESTMENT HORIZON

3 years